



Safari Bracelet

Create this simple and stylish bracelet with Matubo Gemduo and Nib-Bit beads.




Material (for one bracelet)

- Matubo Gemduo (16-20 pcs)
- Matubo Nib-Bit (16-20 pcs)
- Matubo 7/0 (34-42 pcs, approx. 2 grams)
- Matubo Miniduo (80 - 100 pcs, approx. 5-6 grams)
- 11/0 TOHO seed beads (approx. 1 gram)
- Jump rings, a clasp

Difficulty: For beginners



1) String one GD, one NB (narrow end), one GD and five Miniduos and slide all the beads to the end of the thread.



2) Pass back through the upper hole of the last GD bead.




3) Add one NB bead (narrow end) and pass through the upper hole of the next GD bead.




4) Add five Miniduos and let them slide down on the thread.



5) Tie both ends of the thread together.



6) Pass through the upper hole of the nearest Miniduo.



7) Add one 11/0 and pass through the upper hole of the next Miniduo.




8) Repeat step 7 three more times.



9) Add one 7/0 and pass through the upper hole (wide end) of the nearest NB bead.



10) Add one 7/0 and pass through the upper hole of the next Miniduo.



11) Repeat steps 7 - 10...



14) The thread should exit from one of the 7/0s, facing the NB bead.



12) ... until you reach the end of the row.



15) Add one 11/0, one 7/0 and one 11/0, then pass through the next 7/0.

13) Weave through the last row one more time. Then tie a few half-hitch knots and cut off all the remaining thread.



The first component is finished.



16) Optionally you can weave through the last row one more time, then tie a few half-hitch knots and cut off all the remaining thread.



17) Connect all the components with jump rings...

Repeat steps 1 - 13 to make the rest of the components (to make a bracelet you will need 8 - 10 these components, depending on the desired size of the bracelet).

On the first and the last component of the bracelet you will need to add one more 7/0, which we will later use for attaching a clasp.



18) ... like this...



19) ... and when all the components are connected, attach a clasp of your choice.

20) The bracelet is finished.



Colorways:



Matubo Gemduo 93200/15780

Matubo Nib-Bit 33050/85001

Matubo Miniduo 93140/85001

Matubo 7/0 00030/68106

11/0 TOHO Seed Beads PF557 Permanent Finish Galvanized
Starlight



Matubo Gemduo 63130

Matubo Nib-Bit 23980/94107

Matubo Miniduo 83120/85001

Matubo 7/0 63900

11/0 TOHO Seed Beads 2604F Semi Glazed - Turquoise