




## Free pattern for bracelet Classic

April 7, 2016 by admin

Free pattern for beaded bracelet Classic



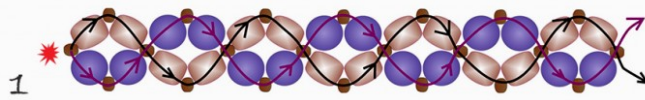
You need:

pearls 4 mm

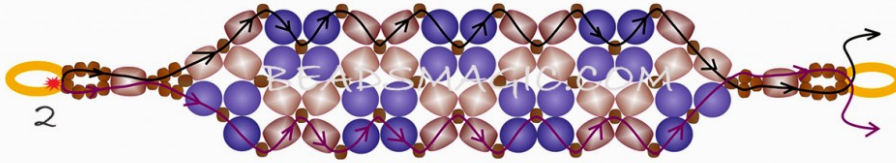
faceted beads 4 mm

seed beads 11/0

Start every row with 2 needles



BEADSMAGIC.COM



Share with friends!



Facebook



Pinterest



Google+




Related posts:



Free pattern for earrings  
Stars



Free pattern for necklace  
Wedding Day



Free pattern for choker  
Honey

Bracelet patterns, Patterns

- < Beautiful jewelry by Tatiana Konstantinova
- > Free pattern for necklace Samba

## 5 thoughts on "Free pattern for bracelet Classic"



**Fanny Klein**

April 8, 2016 at 6:23 am | Reply

NICE THANK YOU  
FANNY



**Dean**

April 8, 2016 at 1:13 pm | Reply

Beautiful simple bracelet that will go with my necklace.  
Thank you so much for the pattern



**Aida Diaz**

April 22, 2016 at 9:53 pm | Reply

Beautiful! thank you



**Annette**

May 10, 2016 at 7:28 pm | Reply

I am new to beading and thought this was a nice piece. If you will excuse my ignorance... What do you have to do at the end of the first row? I am not sure what to do after that. Any help is appreciated. Maybe a bit more of a walk through? Thanks in advance.



**admin**

May 21, 2016 at 5:09 pm | Reply

finish and start with new thread

Leave a Comment

**Post Comment**



Search

Search

**Search**

### Subscribe to new posts by email

Your email:

**Subscribe**

**Unsubscribe**

### Beads menu

[Advert](#)

[Books](#)

[Design of the day](#)

[Ideas and photos](#)

[Jewellery ideas](#)

[Patterns](#)

[Beaded beads patterns](#)

[Beaded crochet ropes](#)

[Bracelet patterns](#)

[Different things patterns](#)

[Earrings patterns](#)

[Necklace patterns](#)