

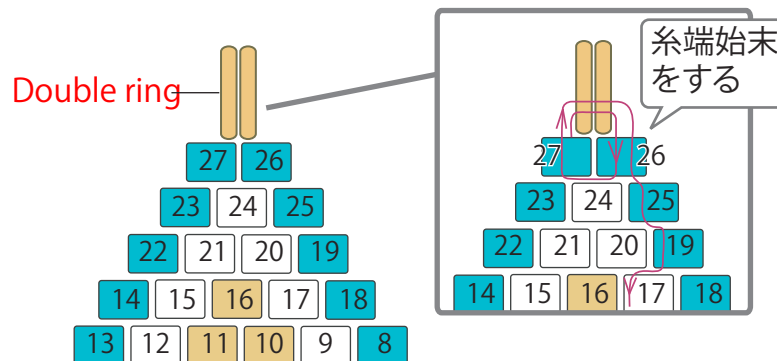
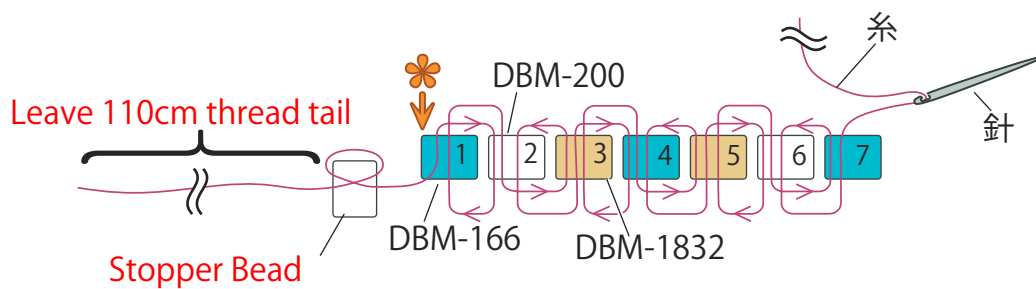


*Finished size: approx 6.5cm including an earring hook
 *Tools: Scissors, Rulers and Pliers

Materials

- Round Rocailles size 8
 (100g = approx 3,900 pcs)
- #4512 : 48pcs
- Fire Polished Beads 3mm/ Dark Topaz : 24pcs
- Delica Beads size 10
 (100g = approx 10,800 pcs)
- DBM0166 : 310pcs
- DBM0200 : 80pcs
- DBM1832 : 40pcs
- Beading Needles
- Beading Nylon Thread (Navy Blue)
- Earring hooks Gold : 1 pc
- Double rings Gold : 2pc

Use 140cm x 2 pcs of Nylon threads. Leave a 110cm thread tail and string a stopper bead. Weave the ladder stitching part (1-7) and brick stitching part (8-27) by using the remaining 30cm thread.



2) Remove the stopper bead and keep weaving lower part of the brick stitching part (28-47) and fringes by using the 110cm thread tail. Finish the thread tail.

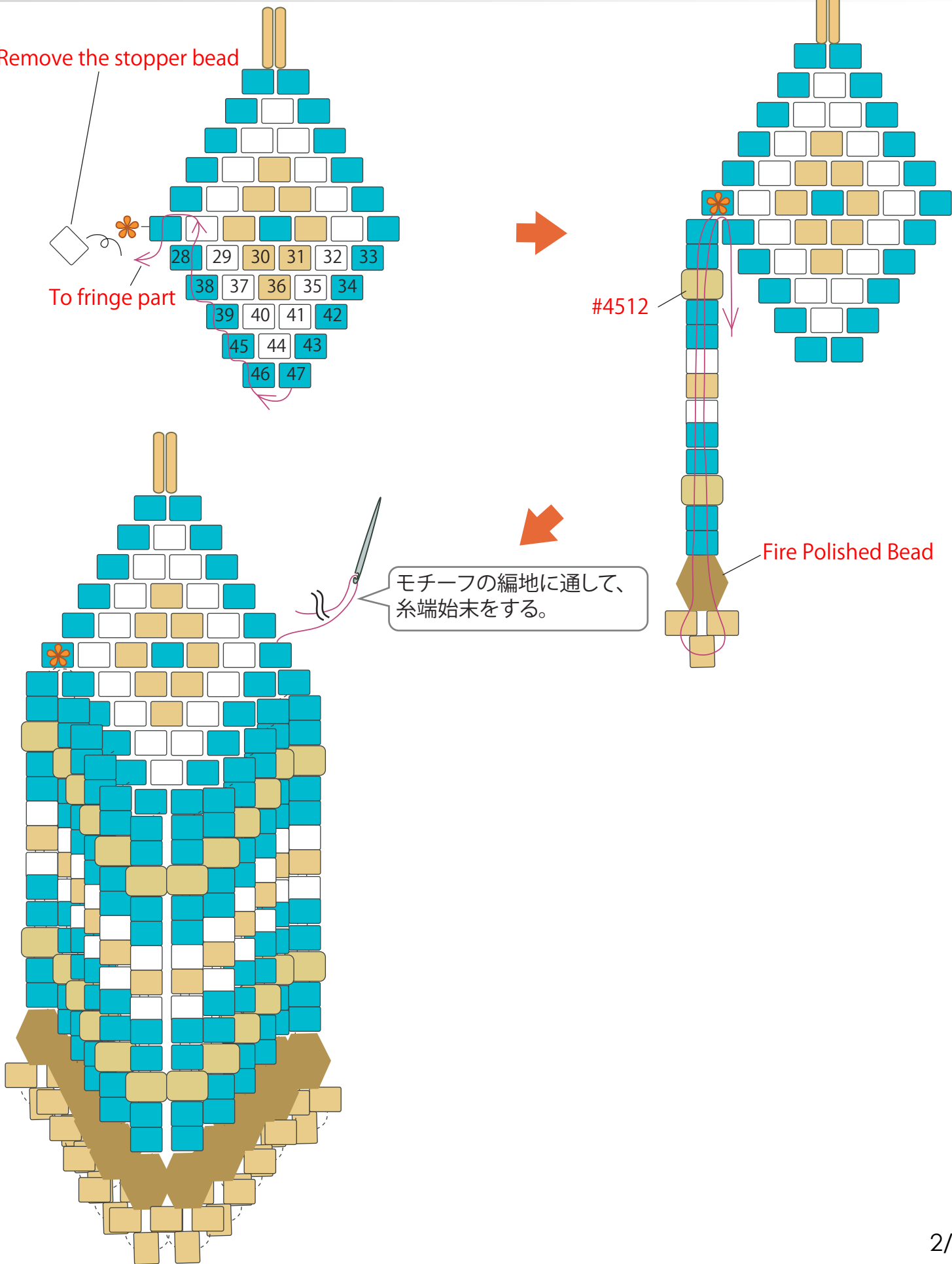
Remove the stopper bead

To fringe part

#4512

Fire Polished Bead

モチーフの編地に通して、糸端始末をする。



3) Connect an earring hook with a double ring. Make another one.
Enjoy.

